


Alamo Heights ISD - Curriculum and Instruction Department



Alamo Heights ISD
Response to Intervention Program Guide

AHISD Curriculum and Instruction Department

We are dedicated to the goal of providing a guaranteed and viable curriculum for all AHISD students. We believe all students deserve rigorous curriculum and engaging instruction. Our goal is to provide the leadership, resources, support and professional development necessary to lead all students to high achievement.

AHISD Administration

Dr. Dana Bashara, Superintendent of Schools

Dr. Frank Alfaro, Assistant Superintendent for Administrative Services

Dr. Jimmie Walker, Executive Director of Curriculum & Instruction

Mr. Mike Hagar, Assistant Superintendent of Business & Finance

Mrs. Kris Holliday, Director of Special Education

Mrs. Venus Davis, High School Academic Dean

Dr. Yadira Palacios, Junior School Academic Dean

Mrs. Amy Lagueux, Elementary Academic Dean

Alamo Heights ISD

7101 Broadway

San Antonio, TX 78209

210-824-2483

www.ahisd.net

Table of Contents

RESPONSE TO INTERVENTION: AN OVERVIEW	4
WHAT IS RESPONSE TO INTERVENTION IN AHISD?	5
HOW IS RTI IMPLEMENTED?	6
STUDENT AND PARENT RIGHTS	8
<i>ELEMENTARY RESPONSE TO INTERVENTION PROGRAM GUIDE.....</i>	10
AHISD ELEMENTARY RESPONSE TO INTERVENTION TIERS.....	11
AHISD CORE INSTRUCTIONAL PROGRAM IN ELEMENTARY READING AND MATH.....	13
EXPECTATIONS FOR ALAMO HEIGHTS TIER 2 AND TIER 3 MATH INTERVENTIONS	15
ELEMENTARY READING PROGRAM	16
ELEMENTARY EXPECTATIONS FOR TIER 2 AND TIER 3 READING INTERVENTIONS.....	18
ELEMENTARY RESPONSE TO INTERVENTION ROLES AND RESPONSIBILITIES	19
ELEMENTARY RTI MEETINGS	21
ELEMENTARY RTI MATH TOOLS.....	23
ELEMENTARY RTI READING TOOLS	24
ELEMENTARY INTERVENTION TIME REQUIREMENTS.....	25
RTI IN KINDERGARTEN.....	26
ELEMENTARY RTI FOR SECOND LANGUAGE LEARNERS.....	27
UNIVERSAL SCREENING AND LANGUAGE LEARNERS	28
ELEMENTARY DUAL LANGUAGE AND SPANISH IMMERSION RTI SERVICE MATRIX.....	31
ELEMENTARY READING LEVEL CORRELATION CHART.....	32
ELEMENTARY SUPPORT MEETING PROTOCOL-EXAMPLE.....	34
ELEMENTARY INTERVENTION ACTION PLAN	35
ELEMENTARY BENCHMARK EXPECTATIONS	37
KINDER AND 1ST GRADE TEST OF EARLY NUMERACY EXPECTATIONS.....	38
ELEMENTARY REFERRAL TO SPECIAL EDUCATION	39
ELEMENTARY PARENTAL NOTIFICATION	41
ELEMENTARY BEHAVIORAL RTI.....	42
<i>JUNIOR SCHOOL RESPONSE TO INTERVENTION PROGRAM GUIDE.....</i>	44
JUNIOR SCHOOL TIER I EXPECTATIONS.....	45
JUNIOR SCHOOL TIER IB INTERVENTION	46
JUNIOR SCHOOL TIER II EXPECTATIONS	47
<i>HIGH SCHOOL RESPONSE TO INTERVENTION PROGRAM GUIDE.....</i>	48
ALAMO HEIGHTS HIGH SCHOOL RESPONSE TO INTERVENTION.....	49
HIGH SCHOOL PROFICIENCY SCREENING	49
HIGH SCHOOL MULTI-TIER SUPPORT.....	50
HIGH SCHOOL OVERVIEW OF RESPONSE TO INTERVENTION SUPPORT.....	52
HIGH SCHOOL STUDENT INTERVENTION TEAMS.....	54
DYSLEXIA AND RTI.....	55

Response to Intervention: An Overview

AHISD has built the RtI process upon the Response to Intervention model. Some of the key components of the RtI model include the following:

- **A school-wide multi-level instructional and behavioral system for preventing school failure**
- **Screening**
- **Progress Monitoring**
- **Data-based decision making for instruction, movement within the multi-level system, and disability identification (in accordance with state law)**

RtI is a process that includes the provision of systematic, research-based instruction and interventions for struggling learners. Appropriate interventions are matched to student needs and monitored frequently through progress monitoring.

Response to Intervention (RtI) is an approach that schools use to help all students, including struggling learners. The RtI approach gives Texas students opportunities to learn and work at their grade level. The idea is to help all students be successful.

Students who may have a disability should be referred for a full and individual evaluation for special education services. States and LEAs have an obligation and requirement under federal law (34 CFR § 300.111 Child Find) to see that evaluations of children suspected of having a disability are not delayed or denied because of schools using an RtI strategy.

As defined by National Council for Response to Intervention

Response to Intervention integrates assessment and intervention within a multi-level prevention system to maximize student achievement and to reduce behavioral problems. With RtI, schools use data to identify students at risk for poor learning outcomes, monitor student progress, provide evidence-based interventions, and adjust the intensity and nature of those interventions depending on a student's responsiveness, and identify students with learning disabilities or other disabilities.

Key Features of Response to Intervention

- **RtI is primarily a general education initiative designed to address the needs of struggling learners in their educational experience.**
- **RtI is based on a problem-solving model that uses data to inform decision-making**
- **RtI interventions are systematically applied and derived from evidenced-based practices.**
- **RtI is highly dependent on progress monitoring and data collection.**
- **RtI intervention plans are designed, implemented, and monitored by a multi-disciplinary team of professionals called the RtI team that includes the classroom teachers, administrators and interventionists**
- **RtI is a critical component in the collection of data for referrals for learning disabilities.**

What is Response to Intervention in AHISD?

RtI integrates student assessment and instructional intervention

RtI is a framework for providing comprehensive support to students and is not an instructional practice. RtI is a prevention-oriented approach to linking assessment and instruction that can inform educators' decisions about how to teach their students. A goal of RtI is to minimize the risk for long-term negative learning outcome by responding quickly and effectively to documented learning or behavioral problems and ensuring appropriate identification of students with disabilities.

RtI employs a multi-level prevention system

A rigorous prevention system provides for the early identification of learning and behavioral challenges and timely intervention for students who are at risk for long-term learning problems. This system includes three levels of intensity or three levels of prevention, which represent a continuum of supports. At all levels, attention is on fidelity of implementation, with consideration for cultural and linguistic responsiveness and recognition of student strengths.

- **Tier 1a: Primary Instruction:** high quality core instruction that meets the needs of most students
- **Tier 1b: Strategic Instruction:** grade level small group intervention on specific skill deficit groups
- **Tier 2: Targeted Intervention:** evidence-based intervention(s) of increased intensity that addresses the learning or behavioral challenges of most at-risk students
- **Tier 3: Intensive Intervention:** individualized intervention(s) of increased intensity for students who show minimal response to secondary prevention

RtI can be used to ensure appropriate identification of students with disabilities

By encouraging practitioners to implement early intervention, RtI implementation should improve academic performance and behavior, simultaneously reducing the likelihood that students are wrongly identified as having a disability.

How is RtI implemented?

Identify students at risk for poor learning outcomes or challenging behavior

Struggling students are identified by implementing a 2-stage screening process. The first stage, universal screening, is a brief assessment for all students conducted at the beginning of the school year, middle of the year and towards the end of the year. For students who score below the cut point on the universal screener, a second stage of screening is then conducted by reviewing other data, such as local assessments, classwork, and observations to more accurately predict which students are truly at risk for poor learning outcomes.

What is a cut point?

A cut point is a score on the scale of a screening tool or a progress-monitoring tool. For universal screeners, teachers will use the cut point to determine whether to provide additional intervention. For progress monitoring tools, educators use the cut point to determine whether the student has demonstrated adequate response, whether to make an instructional change, and whether to move the student to more or less intensive services.

Provide research-based curricula and evidence –based interventions

When a student is identified via screening as requiring intervention, evidence-based interventions of moderate intensity are provided. These interventions, which are in addition to the core primary instruction, typically involve small group instruction to address the specific identified problems. These evidence-based interventions are well defined in terms of duration, frequency, and length of sessions, and the intervention is conducted as it was in the research studies. Students who respond adequately to targeted instruction return to primary prevention (the core curriculum) with ongoing progress monitoring. Students who show minimal response to targeted instruction move to targeted intervention or intensive intervention, where more concentrated and individualized supports are provided.

What is the difference between evidence-based interventions and research-based curricula?

We refer to an evidence–based intervention in this document as an intervention for which data from scientific, rigorous research designs have demonstrated (or empirically validated) the efficacy of the intervention. That is, within the context for a group or single-subject experiment or a quasi-experimental study, the intervention is shown to improve the results for students who receive the intervention. Research-based curricula, on the other hand, may incorporate design features that have been researched generally; however, the curriculum or program as a whole has not been studied using a rigorous design, as defined by the Elementary and Secondary Education Act.

Monitor student progress

Progress monitoring is used to assess students' performance over time, to quantify student rates of improvement or responsiveness to instruction, and to evaluate instructional effectiveness. For students who are least responsive to effective instruction, progress monitoring is used to formulate effective individualized programs. Progress monitoring is used to identify students with a dual discrepancy. That is they have a discrepancy with both their **performance level and slope of progress** when compared with their peers. Progress monitoring tools must accurately represent students' academic development and must be useful for instructional planning and assessing student learning.

Adjust the intensity and nature of interventions depending on a student's responsiveness

Progress monitoring data points are used to determine when a student has or has not responded to instruction at level of the prevention system. Increasing the intensity of an intervention can be accomplished in a number of ways such as lengthening the instructional time, increasing the frequency of instructional sessions, reducing the size of the instructional group, or adjusting the level of instruction. Also, intensity can be increased by providing intervention support from a teacher with more experience and skill in teaching students with learning or behavioral difficulties (e.g., a reading or behavior specialist).

Identify students with learning disabilities or other disabilities

If a student fails to respond to intervention, the student may have a learning disability or other disability that requires further evaluation. *Progress monitoring and other data collected over the course of the provided tier interventions should be examined during the evaluation process, along with data from appropriately selected measures* (e.g., tests of cognition, language, perception, and social skills).

In this way, effectively implemented RtI frameworks contribute to the process of disability identification by reducing inappropriate identification of students who might appear to have a disability because of inappropriate or insufficient instruction.

Use data to inform decisions at the school, grade, or classroom levels

Screening and progress monitoring data can be aggregated and used to compare and contrast the adequacy of the core curriculum as well as the effectiveness of different instructional and behavioral strategies for various groups of students within a school. For example, if 60% of the students in a particular grade score below the cut point on a screening test at the beginning of the year, school personnel might consider the appropriateness of the core curriculum or whether differentiated learning activities need to be added to better meet the needs of the students in that grade.

This Program Guide is divided into three main sections:

1. Elementary
2. Junior School
3. High School

Student and Parent Rights

Aiding Students Who Have Learning Difficulties or Who Need Special Education or Section 504 Services

For those students who are having difficulty in the regular classroom, all school districts and open enrollment charter schools must consider tutorial, compensatory, and other academic or behavior support services that are available to all students, including a process based on Response to Intervention (RtI). The implementation of RtI has the potential to have a positive impact on the ability of districts and charter schools to meet the needs of all struggling students.

If a student is experiencing learning difficulties, his or her parent may contact the individual(s) listed below to learn about the school's overall general education referral or screening system for support services. This system links students to a variety of support options, including making a referral for a special education evaluation or for a Section 504 evaluation to determine if the student needs specific aids, accommodations, or services. A parent may request an evaluation for special education or Section 504 services at any time.

Special Education Referrals:

If a parent makes a written request for an initial evaluation for special education services to the director of special education services or an administrative employee of the school district or open enrollment charter school, the district or charter school must respond no later than 15 school days after receiving the request. At that time, the district or charter school must give the parent a prior written notice of whether it agrees to or refuses to evaluate the student, along with a copy of the Notice of Procedural Safeguards. If the school district or charter school agrees to evaluate the student, it must also give the parent the opportunity to give written consent for the evaluation.

Please note that a request for a special education evaluation may be made verbally and does not need to be in writing. Districts and charter schools must still comply with all federal prior written notice and procedural safeguard requirements and the requirements for identifying, locating, and evaluating children who are suspected of being a child with a disability and in need of special education. However, a verbal request does not require the district or charter school to respond within the 15-school-day timeline.

If the district or charter school decides to evaluate the student, it must complete the student's initial evaluation and evaluation report no later than 45 school days from the day it receives a parent's written consent to evaluate the student. However, if the student is absent from school during the evaluation period for three or more school days, the evaluation period will be extended by the number of school days equal to the number of school days that the student is absent.

There is an exception to the 45-school-day timeline. If a district or charter school receives a parent's consent for the initial evaluation at least 35 but less than 45 school days before the last instructional day of the school year, it must complete the written report and provide a copy of the report to the parent by June 30 of that year. However, if the student is absent from school for three or more days during the evaluation period, the June 30th due date no longer applies. Instead, the general timeline of 45 school days plus extensions for absences of three or more days will apply.

Upon completing the evaluation, the district or charter school must give the parent a copy of the evaluation report at no cost.

Additional information regarding special education is available from the district or charter school in a companion document titled Parent’s Guide to the Admission, Review, and Dismissal Process.

Contact Person for Special Education Referrals:

The designated person to contact regarding options for a student experiencing learning difficulties or regarding a referral for evaluation for special education services is:

Contact Person: Dr. Jimmie Walker, Executive Director of Curriculum & Instruction

Phone Number: (210) 832-5954

Each school district or charter school must have standards and procedures in place for the evaluation and placement of students in the district’s or charter school’s Section 504 program. Districts and charter schools must also implement a system of procedural safeguards that includes notice, an opportunity for a parent or guardian to examine relevant records, an impartial hearing with an opportunity for participation by the parent or guardian and representation by counsel, and a review procedure.

Contact Person for Section 504 Referrals:

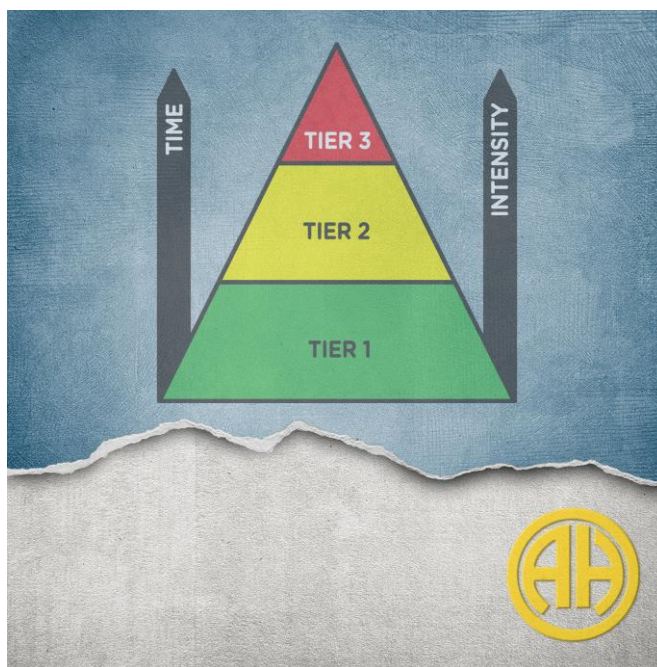
The designated person to contact regarding options for a student experiencing learning difficulties or regarding a referral for evaluation for Section 504 services is:

Contact Person: Dr. Jimmie Walker, Executive Director of Curriculum & Instruction

Phone Number: (210) 832-5954

The following websites provide information and resources for students with disabilities and their families.

- [Legal Framework for the Child-Centered Special Education Process](#)
- [Partners Resource Network](#)
- [Special Education Information Center](#)
- [Texas Project First](#)

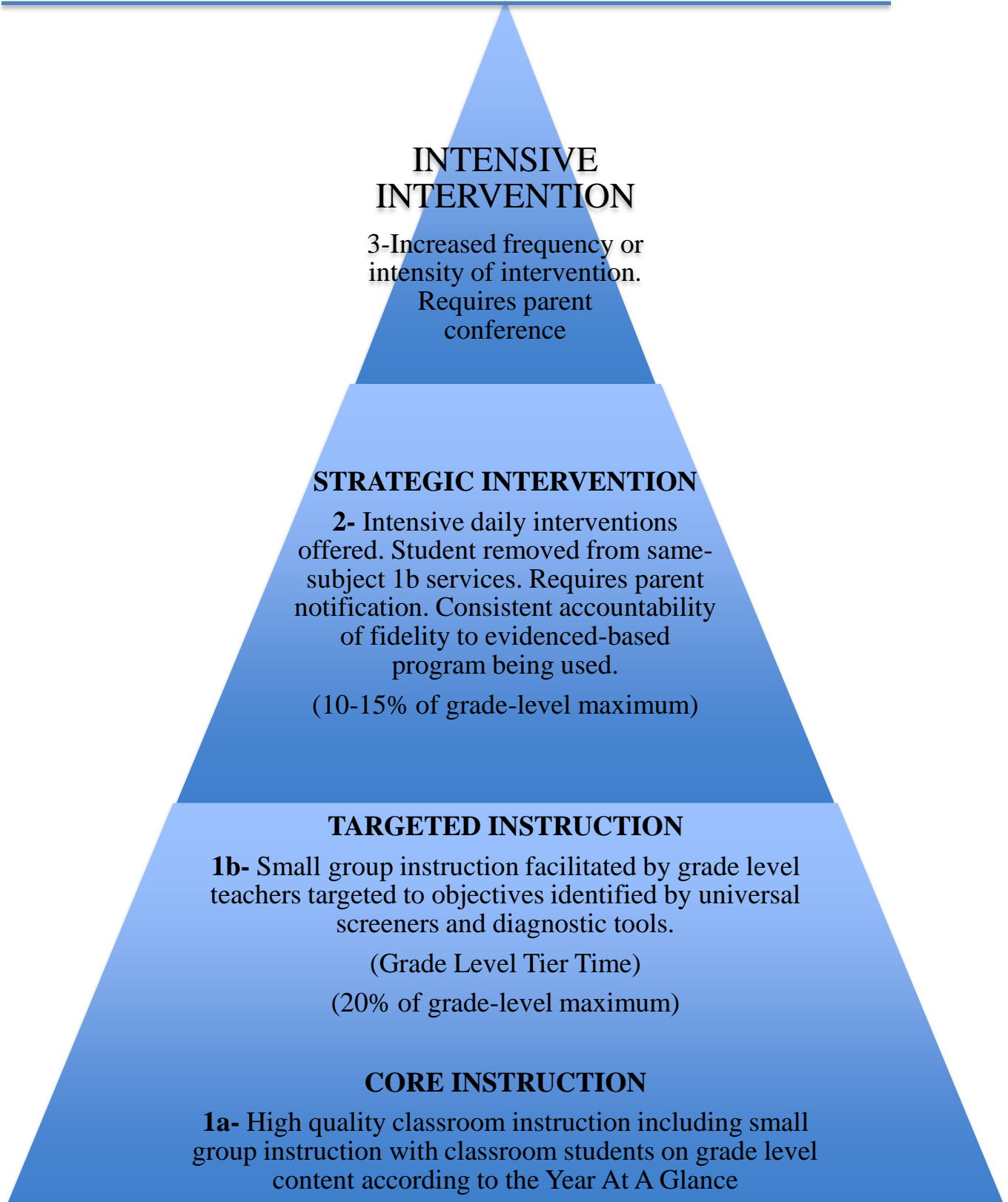


Elementary Response to Intervention Program Guide

Program Coordinator- Mrs. Amy Lagueux

Academic Dean for the Elementary Schools

AHISD Elementary Response to Intervention Tiers



Elementary Grade Level 1b Structure Options

Tier 1b represents strategic instruction for grade level students. Students will receive 20-40 minutes of small group instruction 2-5 times a week. This is a total of 80-150 minutes of intervention each week. The range of time is so that the intervention can match the needs of the student with students in greater need of support receiving additional time. 30 minutes of that time is designated for Istation.

Small group instruction is taught by grade-level teachers. Interventionist do not facilitate 1b groups because they are working with Tier 2 during grade level 1b times.

Curriculum: Teachers are expected to use research-based practices and materials such as textbook intervention (see RtI Tool Charts for specific options).

Progress Monitoring: For math, Aims Web progress monitoring tool will be used after each eight intervention sessions. For reading, TPRI or IStation progress monitoring will be scheduled **after every eight sessions or a minimum of 240 intervention contact minutes.**

How to structure 1b on a grade level

- **Co-teacher** – Pair up with one other teacher. Each teacher takes a small group of students from the 2 classes during a set time 4-5 times a week. One teacher could take a math group and another could have a reading group. Students not in Tier 1B remain in their classes and work independently.
- **Mixed small groups**- Each classroom teacher takes a different small group of mixed grade level students during a set time 4-5 times a week . Other students not in Tier 1b remain in their classes and work independently.
- **Walk-to-Learn**- The grade level assigns a few teachers to small 1B groups. Other teachers take larger groups. Students are combined across classes. Students rotate through large groups while small 1B groups remain the same for the set time period.

AHISD Core Instructional Program in Elementary Reading and Math

The most important component of the AHISD Elementary RtI framework is the quality of primary prevention level (the core curriculum) where all students receive high-quality instruction that is differentiated according to individual students' needs and is aligned with the curriculum standards (Texas Essential Knowledge and Skills-TEKS).

When our primary prevention tier sufficiently meets student needs, about 80% of our students will experience success in their learning.

Elementary Mathematics Program

Elementary mathematics is a vital part of our instructional program. Each year, students are expected to master the mathematics curriculum as outlined through the standards of the Texas Essential Knowledge and Skills. Teachers are expected to monitor progress, differentiate instruction and provide interventions to assist students making progress each year. To help monitor the progress in our mathematics program, we use a tier system designed to support student learning and accommodate the individual needs of all learners.

Tier 1a

Tier 1 is general education curriculum. All students receive instruction based on the curriculum. The components are:

Year at a Glance documents by nine weeks for each grade level

Assurance words for math and science

TEKS RESOURCE SYSTEM IFD and VAD documents

Correlated CBA assessments each quarter

At Tier 1, teachers are expected to deliver instruction following the sequence identified in the YAG documents. Teachers may determine the instructional resources they utilize.

Instruction should be a blend of whole group and small group instruction. The expectation is that teachers use flexible small groups to meet the needs of individual students. As students struggle with a topic, teachers utilize small groups for re-teaching. When students are unable to maintain the same pace, additional time in tutoring is appropriate.

Teachers will rely on universal screening information to identify student progress and deficits for the purposes of Tier 1a and 1b interventions. Additional information will be provided to teachers by way of the nine-week CBAs. This information should guide small group instruction in the classroom as well as plan Tier 1b groups for grade level intervention.

Tier 1b

When a student is not able to be successful with the required mathematics content at Tier 1a, then Tier 1b placement is considered. Tier 1b, otherwise referred to as “Tier Time” is time set aside each day, for both math and reading, for grade level teams to work together to provide intervention for struggling students.

At Tier 1b, students receive at least an additional 20-40 minutes of instruction 2-5 times/ week. This equates to 80-150 minutes a week.

Elementary mathematics instruction is based on the teaching of number concepts: place value, computation, and fractions. In order for students to be successful in mathematics, they need to have a good foundation in these core components. Since our time with Tier 1b students is limited, the focus of the interventions will be these number concepts. Teachers will use the evidence from Aims Web and classwork to determine the order in which the number concepts will be addressed for each Tier 1b student. Once all number concepts have been addressed, topics from the other strands may become the target for the interventions. Progress Monitoring will take place using Aims Web. We recognize that students need time to make progress. Progress monitoring should take place no more frequently than every two weeks. **The student must have received at least 8 sessions of Tier 1b intervention before progress monitoring takes place or a minimum of 240 intervention contact minutes.**

Tier 2

At Tier 2 students receive at least an additional 30-45 minutes of instruction 2-5 times/ week. This equates to 90-150 minutes per week.

- 10-15% of students on a grade level
- Evidence-based program implemented with fidelity
- Requires parent notification
- Replaces same-subject instruction at Tier 1b

Tier 3

At Tier 3 students receive at least an additional 45-60 minutes of instruction 2-5 times/ week. This equates to 120-300 minutes per week.

- 5% of students on a grade level
- Evidence-based program implemented with fidelity
- Requires parent conference
- Replaces same subject instruction at Tier 2

Expectations for Alamo Heights Tier 2 and Tier 3 Math Interventions

Instructional materials for students receiving interventions should focus intensely on in-depth treatment of whole numbers in kindergarten through grade 5 and on rational numbers in grades 4-5.

Instruction during the intervention should be explicit and systematic. This includes providing models of proficient problem solving, verbalization of thought processes, guided practice, corrective feedback and frequent cumulative review.

Interventions should include instruction on solving word problems that is based on underlying structures.

Intervention materials should include opportunities to work with visual representations of mathematical ideas and interventionists should be proficient in the use of visual representations of mathematical ideas.

Interventions at all grade levels should devote time in each session to building fluent retrieval of basic arithmetic facts.

Monitor the progress of students receiving interventions at frequent and consistent intervals.

Include motivational strategies in Tier 2 and Tier 3 interventions.

(From What Works Clearinghouse RtI Research Meta-analysis)

Elementary Reading Program

Tier 1 is the English Language Arts curriculum delivered through a balanced literacy approach. The component parts include time dedicated each day to four focus areas: Sharing Reading, Word Study, Independent Reading, and Writing. All students receive instruction based on this curriculum. Each year, students are expected to master the ELAR curriculum as outlined through the standards of the Texas Essential Knowledge and Skills. Teachers are expected to monitor progress, differentiate instruction and provide interventions to assist students making progress each year. To help monitor the progress in our reading program, we use a tier system designed to support student learning and accommodate the individual needs of all learners.

Tier 1a

At Tier 1, Tier 1a is general education curriculum. All students receive instruction based on the curriculum. The components are:

- Year at a Glance for each grade level with four focus areas (Shared Reading, Word Work, Writing and Independent Reading)
- TEKS RESOURCE SYSTEM Resource Documents:
- Instructional Focus Documents
- Vertical Alignment Documents

Teachers are expected to deliver instruction following the Year at a Glance document. Teachers may choose from the materials listed as resources and may include other lessons as appropriate keeping with the sequence of topics listed in the YAG documents. Small group, guided reading instruction is a critical component of the delivery of explicit reading instruction in grades K-5. Teacher will meet daily with guided reading groups (in grades 3-5 this expectation for daily groups is for the below grade level readers.) When students are unable to maintain the same pace, additional time in tutoring is appropriate. Strategies such as pre-teaching topics, re-teaching assignments, or presenting the topic in a variety of ways are all appropriate.

Teachers will rely on universal screening information to identify student progress and deficits for the purposes of Tier 1a and 1b interventions. When a teacher has difficulty determining why a student is not being successful, the following assessments may be administered as formative assessments:

- PM Benchmark
- DRA/EDL
- Words Their Way Screeners
- TPRI/Tejas Lee

Tier 1b

When screening results indicate that a student is in the bottom 20% of national norms on universal screeners, then Tier 1b placement must be considered. In Tier 1b, Students are provided 20-30 minutes of instruction 4-5 times/ week. This can take place in small group targeted instruction, Istation placement, or Read Naturally groups.

Screeners information is used to assess the following five components of literacy: Phonemic Awareness, Phonics, Fluency, Vocabulary, and Comprehension. Tier 1B interventions are focused specifically around these five components.

We recognize that students need time to make progress. Progress monitoring should take place no more frequently than every two weeks. The student must have received at least 8 sessions of Tier 1b intervention before progress monitoring takes place **or a minimum of 240 intervention contact minutes.**

At Tier 1b, students receive at least an additional 20-40 minutes of instruction 2-5 times/ week. This equates to 80-150 minutes a week.

Tier 2

At Tier 2 students receive at least an additional 30-45 minutes of instruction 2-5 times/ week. This equates to 90-150 minutes per week.

- 10-15% of students on a grade level
- Evidence-based program implemented with fidelity daily
- Requires parent notification
- Replaces same subject instruction at Tier 1b

Tier 3

At Tier 3 students receive at least an additional 45-60 minutes of instruction 2-5 times/ week. This equates to 120-300 minutes per week.

- 5% of students on a grade level
- Evidence-based program implemented with fidelity daily
- Requires parent conference
- Replaces same subject instruction at Tier 2
- The top of Tier 3 includes students diagnosed with learning disabilities (dyslexia or special education services)

Elementary Expectations for Tier 2 and Tier 3 Reading Interventions

Tier 1 Instruction will include time for differentiated reading instruction for all students based on assessment of students' current reading level.

Tier 2 Intervention will provide intensive systematic instruction on up to three foundational reading skills in small groups to students who have not made progress at Tier 1b as documented in progress monitoring data. The specific skills targeted are determined by diagnostic data.

Instruction should be systematic, highly explicit, and highly interactive. Interventions must not focus only on phonemic awareness, decoding, and fluent reading (depending on student proficiency level) but should also include vocabulary and comprehension components. Again, the specific skills targeted are determined by diagnostic data.

Tier 3 reading instruction must be even more intensive than Tier 2 by altering group size, frequency or specific intervention. Although student reading programs should be individualized, they should be viewed as more than one-on-one instruction. In particular, with listening and reading comprehension and vocabulary development, small group instruction is appropriate.

Monitor the progress of students receiving interventions at frequent and consistent intervals.

Include motivational strategies in Tier 2 and Tier 3 interventions.

(From What Works Clearinghouse RtI Research Meta-analysis)

Elementary Response to Intervention Roles and Responsibilities

District RtI Steering Committee

1. Develop program goals and objectives, and evaluation procedures and review results.
2. Coordinate the acquisition of support materials and equipment.
3. Monitor the evaluation activities at Tier 1, Tier 2, and Tier 3.
4. Coordinate staff development activities for RtI for school-based and district personnel, including annual Boot Camp training and monthly PLC sessions.
5. Offer technical assistance and support as needed
6. Prepare local, regional, state, and federal reports.
7. Monitor process to ensure compliance and adherence to federal regulations and state guidelines.
8. Coordinate school district procedures and campus activities regarding Response to Intervention/Positive Behavior Intervention Support.

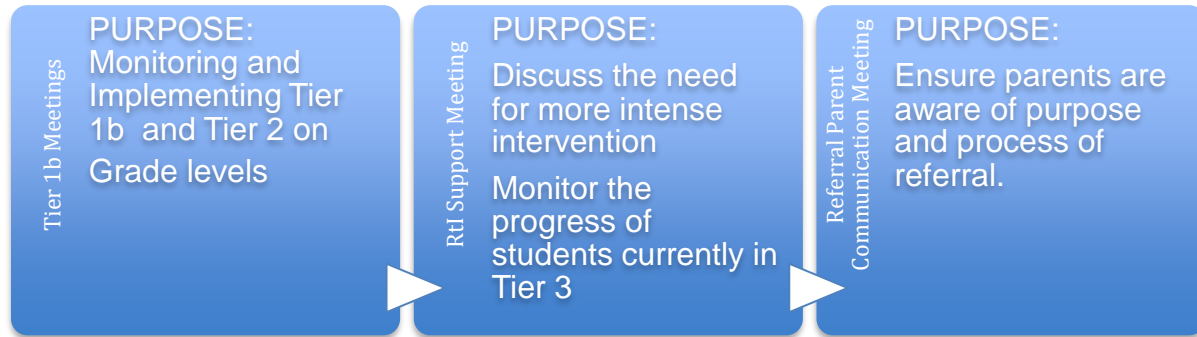
RtI Campus Coordinator

1. Maintain and coordinate all schedules for Tier 2/3 intervention groups
2. Supervise progress monitoring data to ensure program fidelity at Tier 1b, Tier 2 and Tier 3
3. Support interventionists in preparing data reports for Tier 1b meetings
4. Coordinates the acquisition of intervention materials and equipment.
5. Maintain RtI data record database
6. Schedule and facilitate RtI Tier Transition Meetings
7. Schedule and facilitate RtI Support Meetings
8. Organize campus universal screening and diagnostic data collection
9. Instruct Tier 2 and Tier 3 student groups
10. Train interventionists on RtI general expectations, program components and data collection

RtI Interventionists

1. Instruct Tier 2 and Tier 3 student groups with program fidelity
2. Maintain progress monitoring data for their assigned grade level (Google Docs, Excel, etc.)
3. Attend RtI Support Meetings meetings with RtI team
4. Attend pertinent Tier Transition meetings
5. Support grade level chair in facilitating assigned grade level 1b meeting each six weeks
6. Support 1b intervention through resources and technical assistance
7. Train teachers on RtI general expectations, intervention program components and data collection
8. Conduct campus universal screenings and diagnostic assessments and enter results into appropriate databases.

Elementary RtI Meetings



Tier 1B RtI Meetings:

Each grade level will host an RtI meeting after universal screenings to monitor progress, update student data spreadsheets, plan for Tier 1B intervention and discuss the changing needs for intervention. Students can be placed in Tier 1b and Tier 2 during this time. Students can also be moved out of 1b and Tier 2 in this meeting.

- Grade level chairs or interventionists will facilitate the meeting.
- Each teacher will come prepared with data input on intervention data recording sheets. Interventionists will provide technical and procedural assistance.
- Each teacher will be prepared to offer a succinct update comment (progress/ evidence), which will be recorded in the spreadsheet.
- RtI grade level interventionist will update spreadsheets and plan for follow up meetings based on the discussion.
- Teachers may bring up students for dyslexia consideration in 1b Meetings. The grade level interventionists will forward names for follow up to Dyslexia teachers. Dyslexia teachers will then follow up with individual teachers after the 1b Meeting to gather additional information.

Tier 1b Meetings

- **Frequency:** At least 4 times a year
- **Purpose:** Define 1b Groups ,Progress Monitoring of students in 1b Groups, Transition students in and out of Tier 2
- **Participants:** Grade Level Teachers, Grade Level Interventionist, RtI Administrator

RtI Support Meetings:

RtI Support Meetings are established to discuss students currently in Tier 2 or Tier 3, possible transitions into Tier 3, or possible referrals for testing. Campus administrators, Interventionists, Dyslexia Teachers, Counselors, LSSP and RtI Coordinators should attend. LPAC representatives should be present for all decisions for ELL students. Classroom teachers may be invited to participate for specific discussions, as needed.

The campus administrator and LSSP decide if a referral to special education or dyslexia is appropriate. This decision may be made in the RtI Support Meeting or additional time and data may be needed for the campus principals and LSSP to reach a final decision.

A follow up Referral Parent Communication Meeting is scheduled with the appropriate staff members, including homeroom teachers, and parents to get permission for testing and communicate the process and timeline for evaluation.

RtI Support Meeting

- **Frequency:** Every 2-4 weeks
- **Purpose:** Discuss students in need of more intense intervention (from 2 to 3, and from 3 to special education and candidates for dyslexia testing)
- **Participants:** Campus administrators, Interventionists, Dyslexia Teachers, Counselors, LSSP and RtI Coordinators
- **Replaces former SIT meetings**

Referral Parent Communication Meeting

Once a child is referred for special education or dyslexia testing, parents are invited to meet with the classroom teacher, the interventionist most familiar with the child, and either the counselor, LSSP or campus administrator. A phone conversation is also allowable when a face to face meeting is not practical. The evaluation timeline and process will be shared to parents, and their rights will be explained. Parent permission for testing will be requested in this meeting.

Referral Parent Communication Meeting

- **Frequency:** As needed
- **Purpose:** Explain evaluation purpose and process with parents.
- **Participants:** Classroom teacher, interventionist, and either the counselor, LSSP or campus administrator.

Elementary RtI Math Tools

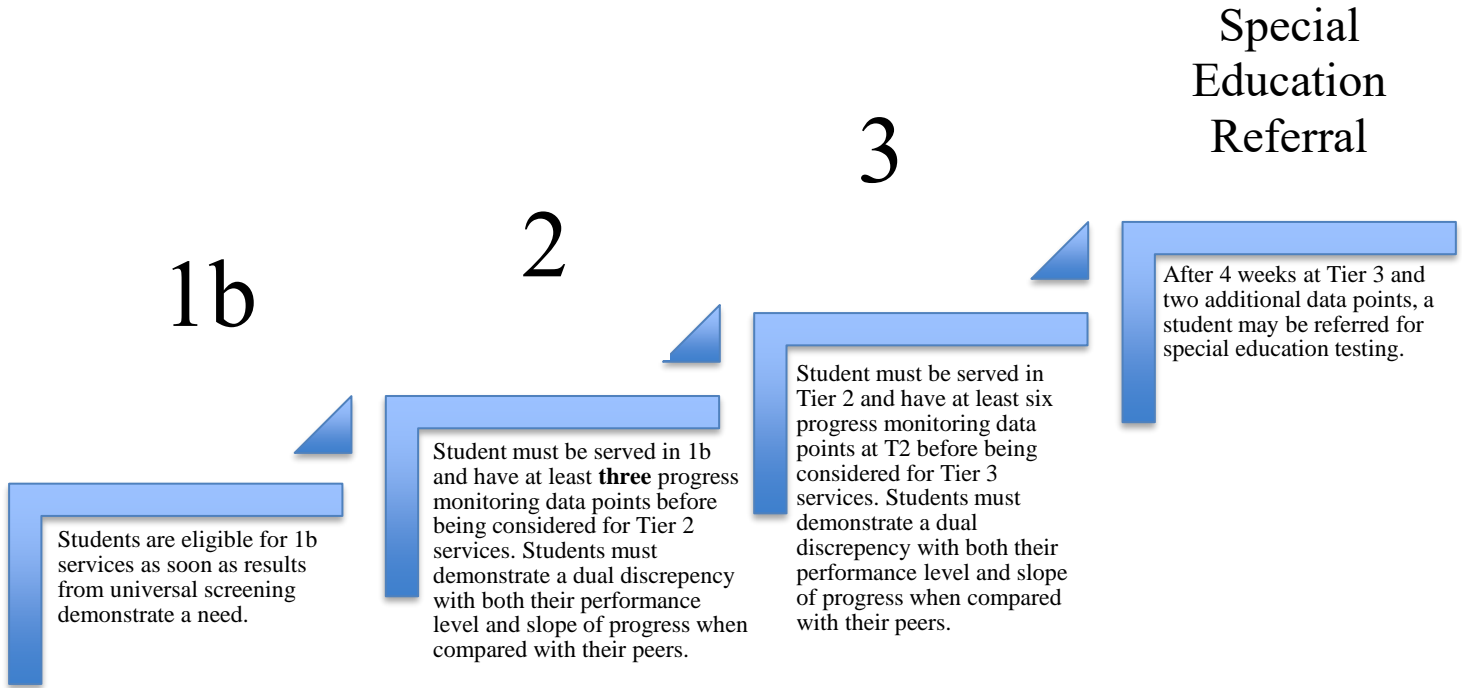
	Screener	Tier 1b Interventions 20-30 mins/ 4-5 times per week	Tier 1b Progress Monitoring (1st-2nd grade)	Tier 2 Interventions 30-45 min/4-5 times per week	Tier 2 Progress Monitoring	Tier 3 Intervention 45-60 mins /4-5 times per week	Top of Tier 3
PRIMARY MATH	K-1 Aims Web Plus Test of Early Numeracy and Number Fluency	K-2 enVisions Intervention Istation Math	Aims TEN K- Oral Counts and Number Identification 1- Quantity Discrimination and Missing Numbers	K-2 Moving with Math K-2 Numeracy Consultants Activities (30 minutes a week) SPANISH AND ENGLISH	K- Oral Counts and Number Identification 1- Quantity Discrimination and Missing Numbers	More intensive small group or individual intervention	Special Education
INTERMEDIATE MATH	2-5 MAP	3-5 enVisions Intervention Istation Math	Aims Web Progress Monitoring	3-5 ALEKS (30 minutes a week minimum) SPANISH AND ENGLISH	Aims Web Progress Monitoring Or ALEKS Progress Monitoring	More intensive small group or individual intervention with ALEKS	Special Education

Elementary RtI Reading Tools

	Screener	Diagnostic	Tier 1b Interventions 20-30 mins/ 4-5 times per week	Tier1b Progress Monitoring	Tier 2 Interventions 30-45 min/4-5 times per week	Tier 2 Progress Monitoring	Tier 3 Intervention 45-60 mins/ 4-5 times per week	Top of Tier 3
PRIMARY READING K-2	Istation Early Reading	K TPRI screener for all incoming students.Full TPRI for students not Developed on screener. 1-2 students not scoring at TIER 1 or 2 in Istation follow up with TPRI/TEJAS LEe DRA/ EDL TPRI as needed	TPRI / Tejas Lee Intervention Lessons F&P Leveled Literacy Intervention System Istation (Minimum of 30 minutes/ week) HMH Into Reading Intervention K-2 Estrellita SPANISH	IStation Once a month ISIP TPRI Progress Monitoring	F&P Leveled Literacy Intervention System IStation (Minimum of 30 minutes/ week) K-2 Read Well -Phonics (30 mins/wk at K and 1 st) 1-5 Read Naturally – Fluency (30/wk) K-3 Esperanza SPANISH (30/wk) Pre-Flight and MTS may be used for “at- risk” for dyslexia group in both T2 and T3.	TPRI Progress Monitoring IStation ISIP Early Reading once a month	Intensified Tier 2 Intervention (Recommended 60 min/ week iStation) Pre-Flight and MTS may be used for “at- risk” for dyslexia group in both T2 and T3.	Dyslexia Program Special Education
INTERMEDIATE READING 3-5	3- Early Reading 4-5 IStation ISIP Advanced Reading EDL Spanish grades 4-5	DRA2/EDL2	IStation (Minimum of 30 minutes per week) HMH Into Reading Intervention	IStation ISIP Advanced Reading	IStation (Minimum of 30 minutes/ week) 1-5 Read Naturally – Fluency (30/wk) K-3 Read Well –Phonics (30/wk) K-3 Esperanza SPANISH (30/wk)	IStation ISIP Advanced Reading once a month 1-5 Read Naturally (Fluency)	Intensified Tier 2 Intervention (Recommended 60 min/ week iStation)	4-5 Dyslexia Program Special Education

Elementary Intervention Time Requirements

Students who were served in prior year Tier are eligible for same level of service if universal screeners demonstrate a continued need.



BOY Suggested Timeline

September- Begin Tier groups the 2nd week of school using EOY data. New students can begin 1b at teacher discretion. New students with a history of RtI Services at a previous school continue with the same level of services at AHISD.

September- Universal screeners completed by 3rd week in September

End of September- first week of October- First Tier Transition Meeting. Data from the previous year can be used as data points to transition a student from T1b to T2. A child needs three data points to transition into a different tier. A universal screening score may count as one data point

RtI in Kindergarten

At Howard Early Childhood Center, the purpose for RtI is to provide the needed supports and services to set young children on a trajectory for success. Our early childhood RtI is based on the holistic development of the child and a belief in the importance of early intervention.

The RtI process and structure at Howard is uniquely designed to meet the needs of young kindergarten learners.

- The amount of time per intervention session is shortened to 20-30 minutes as to align with developmental needs.
- Initial reading universal screening will take place after six weeks of school. Because there is no previous year's data to build upon, students can be directly placed into Tier 2 services after the initial screening.
- The priority of early education RtI is on literacy. Math screening will take place in the beginning and middle of the year, but small group services may be delayed into the spring.

Elementary RtI for Second Language Learners

Second Language Learners include native English learners in both the Spanish Immersion and Dual Language programs, as well as ELL in Dual Language and Bilingual classrooms.

There is a foundational expectation for sheltered instruction that lowers the linguistic demand of the lesson without compromising the integrity or rigor of the subject matter at Tier 1 for all Second Language Learners. Teachers adjust the language demands of the lesson in many ways, such as modifying speech rate and tone, using context clues and models extensively, relating instruction to student experience, adapting the language of texts or tasks, and using certain methods familiar to language teachers (e.g., demonstrations, visuals, graphic organizers, or cooperative work) to make academic instruction more accessible to students of different language proficiency levels.

Initial intervention in both Tier 1b and 2 is in the **language of instruction**. After progress monitoring, it may be appropriate to change to the student's native language for intervention. This occurs the second semester of third grade. The LPAC committee or the Tier Transition Committee will make recommendations based on data for the intervention.

Universal Screening and Language Learners

Spanish Immersion-Native English Speakers

Grade		BOY	MOY	EOY
1 st	Reading	No assessment- Use EOY K data, as needed	Istation- SPANISH	Istation- SPANISH
	Math	No assessment- Use EOY K data, as needed	Aims Web Test of Early Numeracy- SPANISH	Aims Web Test of Early Numeracy- SPANISH
	Language Proficiency			
2 nd	Reading	Istation- SPANISH	Istation- SPANISH	Istation- SPANISH
	Math	MAP Growth- Spanish	MAP Growth- Spanish	MAP Growth- Spanish
	Language Proficiency			
3 rd	Reading	Istation- SPANISH	Istation- SPANISH Istation- ENGLISH	Istation- SPANISH Istation- ENGLISH
	Math	MAP Growth- Spanish	MAP Growth- Spanish	MAP Growth- Spanish
	Language Proficiency			
4 th	Reading	Istation- SPANISH Istation- ENGLISH	Istation- SPANISH Istation- ENGLISH	Istation- SPANISH Istation- ENGLISH
	Math	MAP Growth- Spanish	MAP Growth- Spanish	MAP Growth- Spanish
	Language Proficiency			
5 th	Reading	Istation- SPANISH Istation- ENGLISH	Istation- SPANISH Istation- ENGLISH	Istation- SPANISH Istation- ENGLISH
	Math	MAP Growth- Spanish	MAP Growth- Spanish	MAP Growth- Spanish
	Language Proficiency			Avant Spanish Proficiency Assessment
<i>* Pull-out Intervention services begin in the second semester in 1st grade</i> <i>* Intervention services exclusively in Spanish through second semester of 3rd grade</i>				

Dual Language-Native English Speakers

Grade		BOY	MOY	EOY
1 st	Reading	No assessment- Use EOY K data, as needed	Istation- SPANISH	Istation- SPANISH
	Math	No assessment- Use EOY K data, as needed	Aims Web Test of Early Numeracy- SPANISH	Aims Web Test of Early Numeracy- SPANISH
	Language Proficiency	LAS Links- Spanish		LAS Links- Spanish
2 nd	Reading	Istation- SPANISH	Istation- SPANISH	Istation- SPANISH
	Math	MAP Growth- Spanish	MAP Growth- Spanish	MAP Growth- Spanish
	Language Proficiency			LAS Links- Spanish
3 rd	Reading	Istation- SPANISH	Istation- SPANISH Istation- ENGLISH	Istation- SPANISH Istation- ENGLISH
	Math	MAP Growth- Spanish	MAP Growth- Spanish	MAP Growth- Spanish
	Language Proficiency			LAS Links- Spanish
4 th	Reading	Istation- SPANISH Istation- ENGLISH	Istation- SPANISH Istation- ENGLISH	Istation- SPANISH Istation- ENGLISH
	Math	MAP Growth- English	MAP Growth- English	MAP Growth- English
	Language Proficiency			LAS Links- Spanish
5 th	Reading	Istation- SPANISH Istation- ENGLISH	Istation- SPANISH Istation- ENGLISH	Istation- SPANISH Istation- ENGLISH
	Math	MAP Growth- English	MAP Growth- English	MAP Growth- English
	Language Proficiency			Avant Spanish Proficiency Assessment
* Pull-out Intervention services begin second semester in 1st grade				

Dual Language-Native Spanish Speakers

Grade		BOY	MOY	EOY
1st	Reading	Istation- SPANISH	Istation- SPANISH	Istation- SPANISH
	Math	Aims Web Test of Early Numeracy- SPANISH	Aims Web Test of Early Numeracy- SPANISH	Aims Web Test of Early Numeracy- SPANISH
	Language Proficiency	LAS Links (Eng & Spa) <i>New students only</i>		LAS Links (Eng & Spa)
2nd	Reading	Istation- SPANISH	Istation- SPANISH	Istation- SPANISH
	Math	MAP Growth- Spanish	MAP Growth- Spanish	MAP Growth- Spanish
	Language Proficiency	LAS Links (Eng & Spa) <i>New students only</i>		LAS Links (Eng & Spa) <i>All EL students</i>
3rd	Reading	Istation- SPANISH	Istation- SPANISH Istation- ENGLISH	Istation- SPANISH Istation- ENGLISH
	Math	MAP Growth- Spanish	MAP Growth- Spanish	MAP Growth- Spanish
	Language Proficiency	LAS Links (Eng & Spa) <i>New students only</i>		LAS Links (Eng & Spa) <i>All EL students</i>
4th	Reading	Istation- SPANISH Istation- ENGLISH	Istation- SPANISH Istation- ENGLISH	Istation- SPANISH Istation- ENGLISH
	Math	MAP Growth- English	MAP Growth- English	MAP Growth- English
	Language Proficiency	LAS Links (Eng & Spa) <i>New students only</i>		LAS Links (Eng & Spa) <i>All EL students</i>
5th	Reading	Istation- SPANISH Istation- ENGLISH	Istation- SPANISH Istation- ENGLISH	Istation- SPANISH Istation- ENGLISH
	Math	MAP Growth- English	MAP Growth- English	MAP Growth- English
	Language Proficiency	LAS Links (Eng & Spa) <i>New students only</i>		LAS Links (Eng) Avant Spanish Proficiency

Elementary Dual Language and Spanish Immersion RtI Service Matrix

	SL	EL
1	Early language support	Tier 1b, Tier 2 Spanish
2	Tier 1b, Tier 2 Spanish, English or bilingual	Tier 1b, Tier 2 Spanish *priority over SLLs
3	Tier 1b, Tier 2 Spanish until MOY After MOY screeners – Tier 1b Spanish, Tier 2 bilingual as determined by LPAC or Tier Transition Committee	Tier 1b, Tier 2 in Spanish as determined by LPAC or Tier Transition Committee
4	Tier 1b Spanish Tier 2 and Tier 3 English or Spanish as determined by LPAC or Tier Transition Committee	Tier 1b, Tier 2 in Spanish, English, or bilingual as determined by LPAC or Tier Transition Committee
5	Tier 1b Spanish Tier 2 and Tier 3 English, Spanish, or bilingual as determined by LPAC or Tier Transition Committee	Tier 1b, Tier 2 in Spanish, English, or bilingual as determined by LPAC or Tier Transition Committee

Elementary Reading Level Correlation Chart

Grade Level	ISIP Early Reading	ISIP Advanced Reading	DRA 2	PM Benchmark	Fountas and Pinnell (Guided Reading Levels)
Kinder	184- 202		A-6	1-6	A-D
First	203- 225		8-18	5-16	E- J
Second	227- 240	1543- 1652	20-28	16-22	K-M
Third	239- 251	1653- 1785	30-38	22-25	N-P
Fourth	251- 277	1893- 2011	40	25-28	R-S
Fifth	278- 288	2008- 2071	50	28-30	T-V
Sixth	289+	2071-2102	60	30+	X-Z

Tier 1b Intervention Documentation Elementary Example

Student _____

Intervention _____ Start Date _____ End Date _____

Goal _____

Person Responsible _____

Dates	Monday	Tuesday	Wednesday	Thursday	Friday	Progress Monitoring	ROI

Please record time of interventions.

Please record date of each probe administered for progress monitoring.

Attach progress monitoring data.

Elementary Support Meeting Protocol-Example

Teachers briefly (2 minutes) share progress of the students they are serving in Tier 1b.
A grade level representative facilitates the conversations and the interventionist documents meeting notes.

Problem Identification

The child's performance at the latest benchmark period indicate:

Strength Area(s):

Need Area(s):

Any other pertinent historical/family information:

Problem Analysis/Intervention Selection

We are using _____ to address the skill.
(Intervention)

We use it _____ times per week for _____ minutes per day.

I _____ collect additional diagnostic data. (summative or formative assessments)
(Did/Did Not)

Evaluation

Our progress monitoring data are indicating the child _____ making adequate progress.
(Is/Is Not)

compared to peers in the same intervention groups.

Teacher provide evidence and examples.

Customizing the Intervention

Based on my information to date, I am thinking:

1. Maintaining current intervention for _____ more weeks.
2. Changing the intervention by _____
3. Recommending student for Tier Transition

**Facilitator check for team agreement.*

Elementary Intervention Action Plan

Student Name
Homeroom Teacher

Date of Action Plan
Grade Level

Target Area of Concern	<input type="checkbox"/> Math	<input type="checkbox"/> Reading	<input type="checkbox"/> Behavior
Baseline Data/Universal Screener (TPRI, DRA2, IStation, AimsWeb):			

ACTION PLAN

Measurable Goal including method of measuring progress:
Intervention (Evidence-based Program):
<i>Name/Describe Intervention</i>
Frequency/Intensity (i.e. 30 min. a day, 4x/wk. in a small group of 3 assessed at least every 8 sessions):
Additional Instructional Strategies or Supports (Accommodations) Needed:
Interventionist Responsible (Name of person responsible for implementation and data collection):
Comments:

Target Review Date_

Actual Review Date

Intervention Status (check one):

- ☐ Problem resolved; exit Tier 2
- ☐ Problem not resolved; redesign or modify intervention(s) at Tier 2
- ☐ Problem not resolved but progress is meaningful. Continue with current Tier services.
- ☐ Student remains below 10th percentile and growth remains below that of average peers; initiate Tier III interventions
- ☐ Problem not resolved after significant Tier 3 services. Initiate referral process

Attach progress monitoring

Elementary Monthly Student Growth Expectations

These monthly growth expectations are based on the 50th percentile from national norms. They should be used as a *guide* for setting individual student goals. Individual student strengths and differences should be considered as well as normed standards when setting goals.

Benchmark Period	READING IStation Overall Reading	READING Istation Español Overall Reading	MATH Aims Web M-CAP Total Points Earned	MATH Aims Web M-COMP Total Points Earned	MATH Aims Web TEN Oral Counting
Kindergarten	2.5	6.5			39
1st	2.5	8		3.5	64
2nd	1.5	9	1.5	2.5	78
3rd	1.5	8	1	3.5	72
4th	14.5		.5	3.5	86
5th	7.5		.5	2	94

When a growth goal includes a decimal (7.5 points) it indicates a midpoint within an expected range. So a goal of 7.5 points improvement mean an actual growth of 7-8 points is expected.

Elementary Benchmark Expectations

Grade	Period	READING TPRI / Tejas Lee Overall Results on all Tasks	READING DRA2/ EDL2 Independent Level Score	READING Istation Overall Reading	READING Istation Español Overall Reading	MATH Aims Web CA Online	MATH Aims Web M-CAP Paper	MATH Aims Web M- COMP Paper
K	BOY	Developed on both screeners	Pre-A	180-184	666-671	8-11 26- 35 (total battery)		
	MOY	Adequate progress on progress monitoring	1	193-197	686- 693	11-14 41-51 (total battery)		
	EOY	Developed on both screeners	3	201- 205	713- 724	15-18 55- 66 (total battery)		
1st	BOY	Developed on both screeners	3	201- 205	774- 787	8-12 36-48 (total battery)		
	MOY	Instructional on story 3 or 4 and Fluency 40	8	210- 215	806- 822	12-16 50-63 (total battery)		
	EOY	D on both screeners I on story 5 or 6 Fluency 60	16	218- 223	834- 850	15-19 58-68 (total battery)		
2nd	BOY	Developed on both screeners Fluency 60	16	219- 223	860- 874	132-148	4-7	10-16
	MOY	Instructional on story 3 or 4 Fluency 75	20	226- 232	894- 915	142-157	11-16	23-32
	EOY	D on both screeners. I on story 5-6 Fluency 90	28	231- 236	923- 947	152-167	14-21	32-40
3rd	BOY		28	234- 239	917- 932	154-168	4-7	14-22
	MOY		34	239- 244	953- 974	161-174	7-11	29-42
	EOY		38	243- 248	973- 995	168-181	11-15	40-56
4th	BOY		38	1789-1832	1893-1925	169-182	9-12	17-24
	MOY		40	1843-1888	1924-1957	173-186	12-16	32-44
	EOY		40	1882-1928	1955-1991	178-190	13-18	43-57
5th	BOY		40	1885-1929	1948-1984	179-191	6-8	8-14
	MOY		50	1920-1966	1957-1995	182-194	8-11	14-23
	EOY		50	1945-1992	1969-2009	186-198	7-11	21-32

Kinder and 1st Grade Test of Early Numeracy Expectations

Grade		MATH Aims Web TEN Oral Counting up to 100	ROI PER WEEK	MATH Aims Web TEN Number Identification out of 75	ROI PER WEEK	MATH Aims Web TEN Quantity Discrimination	ROI PER WEEK	MATH Aims Web TEN Missing Number	ROI PER WEEK
K	BOY	39	.97 MORE NUMBERS COUNTED	33	.58 MORE NUMBERS RECOGNIZED	11	.33 MORE CORRECT	5	.31 MORE CORRECT
	MOY	64		52		21		12	
	EOY	78		56		28		16	

Elementary Referral to Special Education

RtI Support Meetings are established to discuss students currently in Tier 3, possible transitions into Tier 3, or possible referrals for testing. Campus administrators, Interventionists, Dyslexia Teachers, Counselors, LSSP and RtI Coordinators should attend. LPAC representatives should be present for all decisions for ELL students. Classroom teachers may be invited to participate for specific discussions, as needed. The Campus RtI Coordinator will schedule referral discussions.

Each referral is unique. Some referral discussions can be included in the regular RtI Support Meeting. If significant time and discussion is needed to reach consensus, these meetings can be separated from the RtI Support Meetings.

The campus administrator and LSSP decide if a referral to special education or dyslexia is appropriate. This decision may be made in the RtI Support Meeting or additional time and data may be needed for the campus principals and LSSP to reach a final decision.

A follow up meeting is scheduled with the appropriate staff members, including homeroom teachers, and parents to get permission for testing and communicate the process and timeline for evaluation.

LSSP should have all required original documents and copies should have been uploaded to Aware at point of transition to Tier 3. Additional data and documents (i.e. outside testing, dyslexia screener, additional data points) gathered since the transition to Tier 3 can be shared and later uploaded to Aware by the LSSP.

DOCUMENT	COMPLETED BY WHOM	UPLOADED
Hearing and Vision Screening	LSSP	AWARE (Forms)
Home Language Survey/LPAC Report		
School-wide Standardized Test Scores (Achievement and IQ) 5th gr only		
Previous Evaluations or Outside Assessments		
Tier Classroom Teacher Checklist	Classroom Teacher	AWARE (Forms)
Tier Student Interview		
Tier Parent Information Form		
Tier Survey of Language Dominance		
Report Card or Current Progress Report from Teacher Access Center (Including Grades and Attendance)		
Universal Screener Scores	RtI Coordinator	AWARE (Forms)
RTI Progress Monitoring Data		



Tier Committee Recommendation for Special Education Referral

Student's Name :
Tier Committee Names:

Date:

It is the consensus of this committee to:

☐ Redesign the Intervention Action Plan (based on information above)

Are we in consensus that this child has:	Our evidence is:
adequate vision and hearing	
been instructed in the native language	
has had a stable educational background (no multiple moves that would explain lack of progress)	
had adequate ability to learn reading/math	
no sociological factors (home issues) that interfere with learning	
had adequate attendance (including tardies)	
had evidenced based practices at TIER 2 and TIER 3 based on district guidelines for fidelity and have demonstrated limited to no progress	
a suspicion of a disability	

☐ Make a referral for special education assessment with a suspicion of a disability in the area of:

Elementary Parental Notification

Notice of Interventions

Date: _____

Dear _____:

During this school year, your child has been provided with high-quality instruction in the general education classroom. Additionally, your child has received the following instructional supports this school year:

_____.

Based on your child's needs, she or he will be receiving additional support in _____ through the Response to Intervention (RtI) process, which provides targeted interventions in your child's areas of need. It is anticipated that the following specific interventions will benefit your child: _____.

The duration of the interventions will be _____.

The time frame in which you will receive a report on your child's progress and the intervention strategies used with your child will be _____.

If you need more specific information, please contact me at _____. If you have questions regarding the RtI program, please contact _____ at _____.

Sincerely,

Elementary Behavioral RtI

TIER 3-INTENSIVE INTERVENTION/Individual Support

General Expectation: Students will be provided intensive individualized support through a behavior support plan based on their individual needs. Consistent progress monitoring will take place to determine the need for further evaluation or referral to outside sources.

- Progress monitoring every 2 weeks and based on data collection:
- Referral to outside agencies or community resources (If information from monitoring meeting indicates *sociological* difficulties) (do we have guides for the counselors for these resources), OR
- Referral for Emotional/Behavioral Assessment (If information from monitoring meeting indicates *suspicion of disability*)
- Development of individualized plan to address targeted behaviors created by student's intervention support team

TIER 2- STRATEGIC INTERVENTION/Small Group Support

General Expectation: Students will be provided with strategic interventions using evidenced-based programs for social skill instruction. Progress will be monitored consistently for evidence that generalization is occurring.

- Teacher meets with counselor, administrator, behavior support teacher, and parent to determine transition to Tier III utilizing decision making flow chart
- Based on progress monitoring data collection of targeted skills, observation of student by district behavior support person in multiple settings and 2 week snap shot form to be completed by teacher
- Continue ongoing documentation of behaviors by classroom teacher through the use of Behavior Documentation Log (Google Doc) on targeted students
- Progress monitoring: every 2 weeks based on data collection of targeted skills (include counselor, assistant principal, and teacher)
- Targeted Social Skills instruction based on identified skill deficit 30 minutes twice per week by counselor using evidenced based program (Second Steps)
- Parent conference with teacher and counselor. Obtain Parent Information Forms Part I and II and provide notification of intensive social skills group participation.

TIER Ib-GRADE LEVEL PREVENTION/Grade Level Support

General Expectation: Teachers will teach/reinforce replacement behaviors to students in the same manner that they teach/reinforce academic needs. Grade levels will meet every 6 weeks on student behavior with grade level or Pod, counselor and administrator for specific behavioral strategies to include in action plan.

- Review progress of student after 6 weeks (administrator, teacher, counselor) and make decision about next step according to flow chart
- Share plan with all teachers and parents
- Implement skill groups once a week (divide among grade level)
- Collaborate with grade level team to plan skill groups based on results of the screener—create skill groups of students with multiple issues in more than one setting

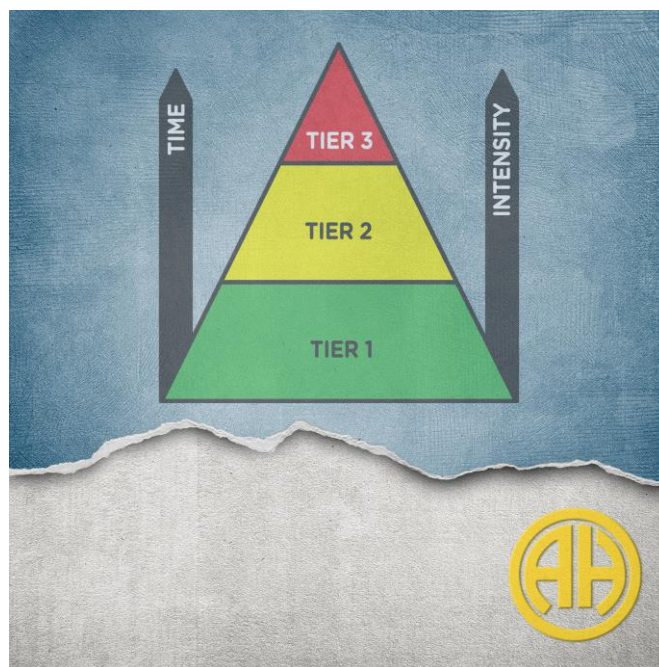
TIER Ia- PREVENTION/Classroom Support

General Expectation: Teachers will prevent behavioral issues by consistently reinforcing the Eight Character Keys as well as teach school-wide expectations to all students. Teachers will form relationships with their students and use “teachable moments” when behavior occurs.

- Consistent teaching of the Eight Character Keys
- Classroom Guidance Lessons driven by needs identified in the campus needs assessment
- Behavior screening of all students following the first 6 weeks using Skill Streaming materials
- Reinforce school wide expectations and common area expectations

School Wide Support

- Yearly needs assessment for school-wide issues
- Set School-wide expectations and train staff



Junior School Response to Intervention Program Guide

Program Coordinator Dr. Yadira Palacios

Academic Dean for the Junior School

Junior School Tier I Expectations

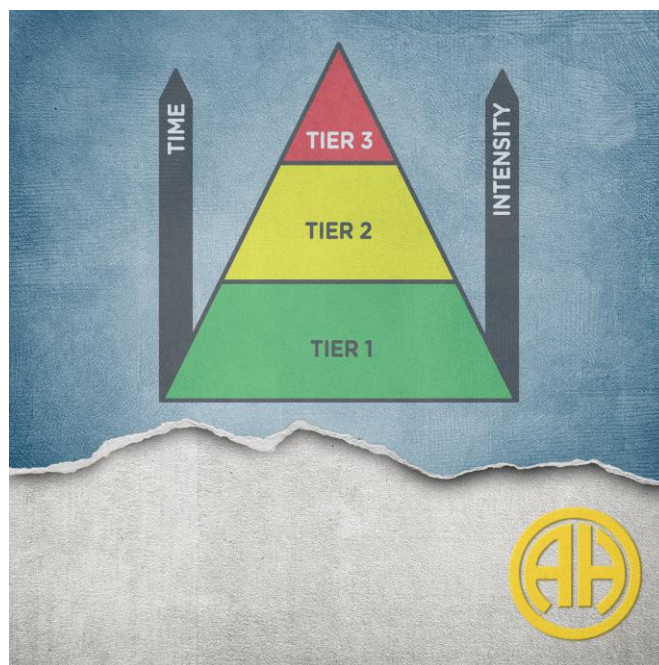
1. Math and ELAR teachers create a curriculum Year at a Glance (YAG) to include all Texas Essential Knowledge and Skills (TEKS) to be covered during the school year, distributed by the four 9-week grading periods.
2. Math and ELAR teachers collaboratively create common assessments to assess what students know and to address student gaps in learning in a timely fashion.
3. Math and ELAR teachers collaborate in Blueprint Designing to engage in curriculum standards deep study, plan for differentiation and small group instruction, etc.
4. Teachers provide Tier I interventions through lunch bunch, after school and before school tutoring, and small group reteach during the classroom as necessary.
5. Teachers refer students to the Student Intervention (SIT) Team for academic concerns not being mitigated with Tier I interventions.
6. The Student Intervention (SIT) Team, consisting of the Academic Dean, Assistant Principals, Counselors, and Intervention teachers evaluate a portfolio of data to make intervention decisions. Data considered is inclusive of: social emotional needs, past/current classroom performance, mastery of content in previous grade level, Universal Screener results, and STAAR scores.
7. Dependent on the student data the SIT Team may recommend Tier 1B intervention, Tier 2 intervention, or refer for Special Education testing.
8. In addition to curriculum demonstration of mastery, all students take a Universal Screener in Reading/Math 3 times a year: Beginning of Year BOY, Middle of the Year MOY, and End of Year EOY.
9. Within three weeks of the universal screener testing window, the RTI Committee consisting of Academic Dean, Interventionists, Counselor, and Dept Chairs meet to discuss data.
10. Students scoring below the 40 Percentile are considered for intervention.

Junior School Tier 1B Intervention

1. A student may be identified for Tier 1B intervention through a SIT Team recommendation, parent/student request, RTI Committee recommendation.
2. Generally, a student recommended for Tier 1B has performed below the 40th percentile, but above the 20th percentile, on the universal screener and **is** not currently being served for their identified disability under 504, Dyslexia, and/or SPED.
3. Students identified to receive Tier 1B intervention will attend a daily 35 minute period 4 times a week. This period is known as Flex Intervention. In 1B, students shall be grouped in homogeneous groups according to scale score in groups not to exceed 10 students per teacher.
4. Students assigned to a tier 1B group will remain in the group for at least 12 intervention sessions. Note: a student may need more than 12 intervention sessions to reach the 40th percentile on STAR math/reading.
5. After 12 intervention sessions, a progress monitoring assessment will be administered to the student (which consists of the Math or Reading STAR assessment in Renaissance Learning).
6. If the student made suitable progress toward the 40th percentile, as defined by meeting the goal set at the start of the intervention, the student shall leave the 1B intervention.
7. If a child has experienced 16 intervention sessions, but he/she is not showing sufficient growth then an RtI cluster shall be held to discuss the child. This meeting should confirm any mitigating factors that are preventing student growth and recommend adjustments for 1B, Tier 2 intervention recommendation, or referral for further testing dependent on student data.

Junior School Tier II Expectations

1. Tier II intervention involves the students being scheduled into a class period to participate in the Scholastic Read 180 (for reading) or the Scholastic Math 180 (for math) intervention.
2. Teachers assigned to tier II have been trained on how to implement the program with fidelity and are expected to implement it with fidelity.
3. The Academic Dean will have quarterly meetings with each tier II teacher to check on progress and fidelity of implementation.
4. Placement: A child can be placed into a tier II period by (1) having been in tier II the previous school year or (2) having been identified through the AHJS tier 1B process (mentioned above) or (3) having scored in the lower 15 percentile on the universal screener and not currently identified as Sped or receiving an intervention for their disability under 504.
5. Progress monitoring in tier II: After 8 intervention sessions a progress monitoring assessment will be administered to the student (which consists of the Math or Reading STAR assessment in Renaissance Learning).
6. Exit: Once the student has achieved the 30th percentile on the Math or Reading STAR assessment in Renaissance Learning, the student may be exited tier II and into an elective course. Note: exits must be made during a logical time period, e.g., at the end/beginning of a new semester.
7. If a child has experienced 24 intervention sessions, but he/she is not showing sufficient growth then an RtI cluster shall be held to discuss the child. The RtI meeting includes the tier II teacher, the Academic Dean, the special education department chair, the LSSP, and one other professional who knows the student. This meeting should confirm any mitigating factors that are preventing student growth and recommend adjustments for tier II moving forward, including referral for further testing.



High School Response to Intervention Program Guide

Program Coordinator- Mrs. Venus Davis

Academic Dean for the High School

Alamo Heights High School Response To Intervention

The essential components of an RtI framework are screening, progress monitoring, multi-tier support system, and data-based decision making. To ensure that appropriate instruction directly addresses students' academic and behavioral difficulties in the general education setting, AHHS utilizes a multi-tiered support model. One assumption in the RtI system is that high-quality core instruction is being provided for all students.

High School Proficiency Screening

AHHS utilizes a norm-referenced assessment tool, or universal screening, which measures student progress and growth, adapting to each student's learning level. The use of a screening tool allows for the quick and efficient identification of students who are in need of academic interventions. The screener is given to all students three times a year: beginning of year, middle of year and end of year, in both Reading and Math to help determine benchmarks and track progress.

For students who score below the cut point, more data is collected to accurately predict which students are truly at risk for poor learning outcomes. This data includes but is not limited to;

- Classroom performance
- State assessment scores
- Teacher reports
- Short term progress monitoring
- Attendance records
- Discipline records

The cut point is a score on the scale of the universal screening tool that signals to educators that a student is performing at grade level, below grade level, or significantly below grade level.

High School Multi-Tier Support

Tier I Supports

Curriculum and Instruction

Tier I is considered the primary level of intervention for all students and takes place in the general education classroom. Teachers use best practices to meet the needs of students with Tier I curriculum. Differentiation is an expectation of Tier I instruction.

Assessment

A universal screener is completed for nationally normed reference of proficiency. Classroom-based formative and summative assessments are completed as required in the scope and sequence of the curriculum.

Decision Making

After data analysis of classroom level performance, grade-level content teams discuss concerns, strategies and progress, decisions on whether a student is progressing with Tier I support or if a student may need additional support. If a teacher feels a student needs more support, he or she will refer the student to the SIT committee through a SIT referral process.

Documentation

Lesson plans, screener data, classroom performance data

Parent Involvement

Communication between the teacher and parent is opened as parents are informed of initial concerns.

Tier II Supports

Targeted Curriculum and Instruction

Tier II support is to provide additional interventions and utilize instructional strategies and supports that students identified for this level of support can master grade-level content standard targets and to prevent the students from needing Tier III support.

Assessment

Students receiving Tier II supports are monitored through the universal screener, teacher progress reports, classroom progress notes.

Intervention

In addition to core instruction, supplemental instruction and curriculum (i.e. intervention) is provided at least one (1) time per week for a minimum of 20 times with fidelity. This is completed in small groups (5 - 8 students) with students who have common area(s) of concern. This should be used to address 10-15% of the

population. Teachers may provide all support within their class. Alternatively, they may group the students shared among them on a grade-level or in a department and provide support through shared tutorial/intervention periods.

When to consider moving from Tier II to Tier III

If given the current plan, the student is not making anticipated progress, more assessment data (EOC, screener data, teacher feedback) may be needed to determine the instructional changes that must be made.

Documentation

During the staffing or SIT II meeting, parent and student are part of the team determining best interventions and supports to provide the student. Notes of the meeting will include:

- a description of the assistance that may be provided
- information collected regarding any intervention previously used
- an estimate of the duration
- an estimated time frame within which a report on the child's progress will be provided to the parent
- a copy of the Student Handbook Statement from TEA.

Tier III Supports

Intensive Curriculum and Instruction

The purpose of Tier III is to provide additional time and supports that students can master below grade-level learning targets and standards while still receiving grade-level instruction. When students lack critical skills needed to master grade-level standards, they need intensive, targeted support.

Assessment

Assess the student every three weeks using the universal screener. Students may be placed into a designated Reading or Math class to receive specified supports for up to 45 min daily.

Documentation

Every student receiving Tier III supports at the High School has a Progress monitoring file that is part of the student's permanent record and should follow the student as he/she progresses through the educational system.

Parent Involvement

Parent input continues to be a critical component at Tier III. As illustrated earlier, Tiers II and III of this model are connected. The primary distinction between Tiers II and III is that at Tier III, more specialized instruction and/or personnel may be used to support the student.

High School Overview of Response to Intervention Support

Multi-Tier Support			
	Tier I Support	Tier II Support	Tier III Support
Universal Screener	BOY/MOY/EOY	BOY/MOY/EOY	BOY/MOY/EOY
Size of Instructional Group	Whole class	Small Group	Individual or Small Group
Curriculum	Grade Level	Grade level with targeted interventions and/or instructional strategies	Below grade level Modifications to standards Read/Math 180 Course
Provider of Instruction	Teacher	Teacher	Teacher and Support
Frequency of Progress Monitoring	Three times a year	No less than once every six weeks	No less than once every three weeks
Frequency of Intervention	Per school schedule	No less than one time a week for 20 minutes	Daily during course
Documentation	Gradebook Screener data	Gradebook Screener data SIT form RtI database	Gradebook Screener data SIT form RtI database SIT 2 form
Percentage of students who need this level of support	80%-90%	5%-10%	1%-5%

High School Process For Increasing Student Supports

Step One - Identify Students

With the use of the universal screener and cut points along with additional data collected, the Student Intervention Team (SIT) makes a recommendation for student to receive additional support.

Step Two - Intervention Plan

A staffing is held with parent, student, student's teachers, student's counselor and student's Academic Dean, an intervention plan for additional supports is created based on multiple data sources for areas of growth. The plan will consist of goal(s), resources needed, appropriate strategies, timelines, and how progress will be monitored.

Step Three - Progress Monitoring

All students receiving Tier II support are evaluated after the next universal screener administration. Using this data, teachers may adjust the support (interventions) they provide based on student growth or lack of. This may mean more targeted interventions, additional amounts of time, or a combination of these and other adjustments. Once students begin to show growth, teachers will continue to monitor that growth toward mastery and adjust the additional time and support they provide to students. The continual lack of progress from a student may lead to the need for Tier III supports.

All students receiving Tier III support are evaluated at the end of each grading cycle and after the next universal screener administration. Using this data, teachers may adjust the support (interventions) they provide based on student growth. When students fail to show adequate growth, teachers need to adjust their intervention. This may mean more targeted interventions, additional amounts of time, or a combination of these and other adjustments. The continual lack of progress from a student may lead to the need for Special Education testing.

Step Four - Increase or Decrease Supports

If a student has shown adequate growth and is performing at grade level, he or she may return back to Tier I support. If a student fails to show adequate growth, he or she may increase levels of supports or require federal program testing. Progress monitoring will continue for the student.

High School Student Intervention Teams

The AHHS Student Intervention Team is comprised of: all academic counselors, all wellness counselors, college counselor, nurse, academic dean, assistant principal, LSSP, and a teacher. The primary purpose of the student intervention team (SIT) is to focus on individual needs of the school's at-risk students. The SIT team strives to:

- Diagnose the cause(s) of the student's ongoing struggles academically or behaviorally
- Coordinate efforts needed to meet the needs of students requiring intensive support
- Coordinate and integrate existing processes, services, and programs to help students benefit from their educational experience
- Examine a student's problems objectively, considering all possible factors that could be the root of the problem
- Diminish opportunities for students to experience academic, emotional, and/or social problems that perpetuate student failure
- Determine if a student needs a referral to the SITII team

The AHHS Student Intervention II Team is comprised of: the student's academic counselor, a wellness counselor, academic dean, assistant principal, LSSP, and a teacher. The primary purpose of the student intervention II team (SITII) is to focus intensely on individual needs of the school's most at-risk students. The SITII team strives to:

- Look at specific student data and progress monitoring to determine/adjust supports and strategies
- Determine if specialized testing is necessary

Dyslexia and RtI

Definition of Dyslexia

Dyslexia is a specific learning disability that is neurological in origin. It is characterized by difficulties with accurate and / or fluent word recognition and by poor spelling and decoding abilities. These difficulties typically result from a deficit in the phonological component of language that is often unexpected in relation to other cognitive abilities and the provision of effective classroom instruction.

Secondary consequences may include problems in reading comprehension and reduced reading experience that can impede growth of vocabulary and background knowledge.

-International Dyslexia Association

Both formal and informal assessments are used to determine if a student's difficulties in the areas of reading and spelling reflect a pattern of evidence for the primary characteristics of dyslexia with unexpectedly low performance for the student's age and educational level in some or all of the following areas:

- Reading words in isolation
- Decoding unfamiliar words accurately and automatically
- Reading fluency for connected text (both rate and/or accuracy)
- Spelling (an isolated difficulty in spelling would not be sufficient)

It is important to note that individuals demonstrate differences in degree of impairment.

The reading/spelling characteristics are most often associated with the following:

- Segmenting, blends, and manipulating sounds in words (phonemic awareness)
- Learning the names of letters and their associated sounds
- Holding information about sounds and words in memory (phonological memory)
- Rapidly recalling the names of familiar objects, colors, or letters of the alphabet (rapid naming)

Consequences of dyslexia may include the following:

- Variable difficulty with aspects of reading comprehension
- Variable difficulty with aspects of written language
- Limited vocabulary growth due to reduced reading experiences

-The Dyslexia Handbook, Revised 2014, p.8-9

Alamo Heights Identification of Students with Dyslexia

In Alamo Heights ISD, the RtI system is the structure to identify students with academic needs and to design specific interventions to meet the needs of those students. Special consideration is given to ensure that the use of a tiered intervention process does not delay or deny an evaluation for dyslexia.

Specific instruction should be provided to students with characteristics of dyslexia. During 1b meetings, fluency, decoding and phonemic awareness may be considered separately from overall assessment scores. Point of contact (either classroom teacher or interventionist) refers students to dyslexia teachers. Dyslexia teachers will assist in the gathering of data to include assessments, dyslexia checklists, work samples, screeners, and classroom observations. If data indicates characteristics of dyslexia, the student may be given a full dyslexia evaluation through Section 504 or IDEA. Results from the evaluation will assist in designing the best instructional setting for the individual child as well as possible 504 plan implications.

Additional Factors:

In languages with a transparent written language such as Spanish, decoding may not be as decisive an indicator of dyslexia as reading rate. A transparent written language has close letter/sound correspondence. Students in Dual Language or Spanish Immersion programs who are being taught to read and write in Spanish may be able to decode real and nonwords adequately but demonstrate serious difficulties in reading rate with concurrent deficiencies in phonological awareness and rapid automatized naming (RAN).

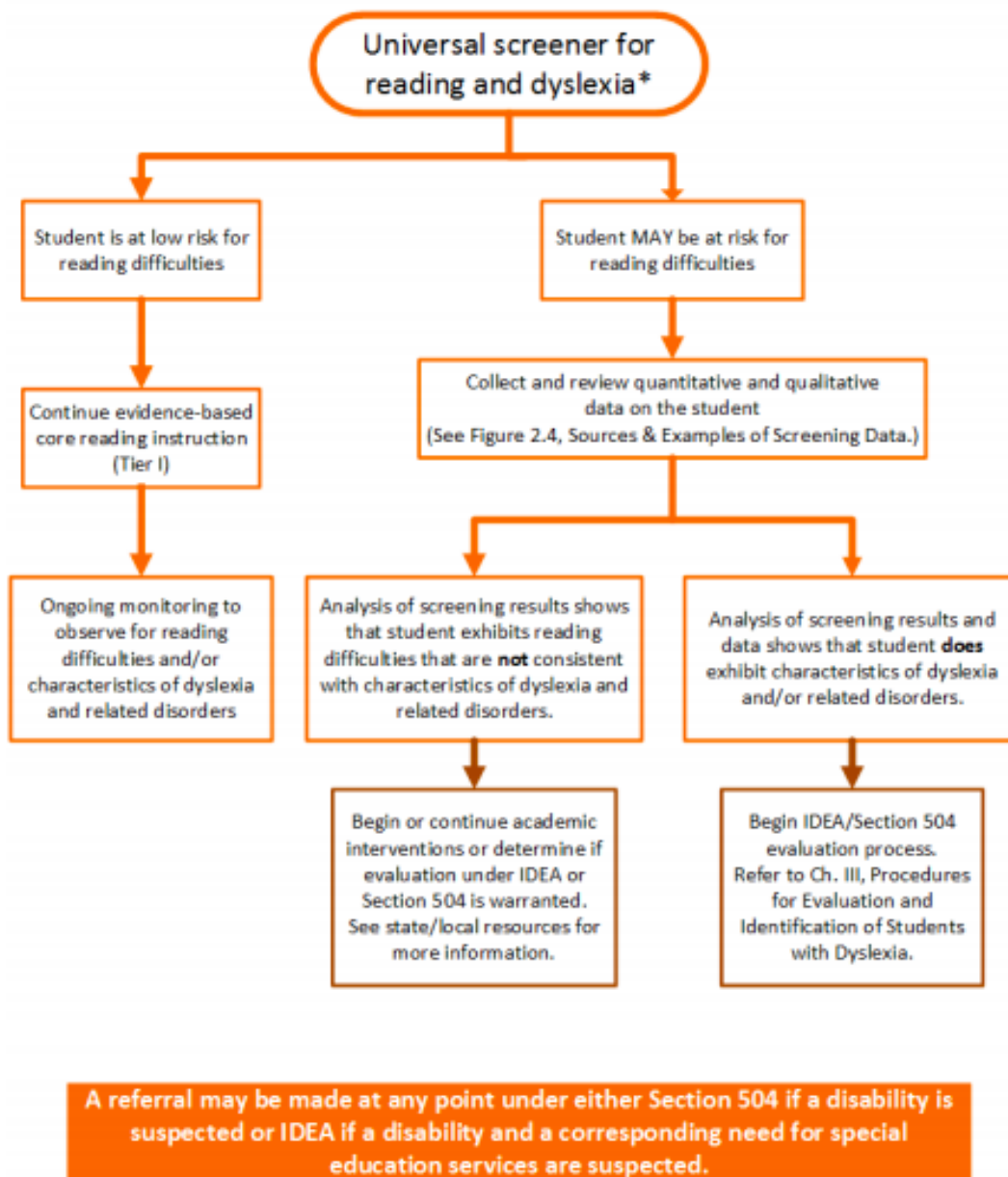
If the student in a language program exhibits reading and spelling difficulties and currently has appropriate phonological/phonemic processing, it is important to examine the student's history (early assessments such as TPRI) to determine if there is evidence of previous difficulty with phonological/phonemic awareness. It is important to note that because previous effective instruction in phonological/phonemic awareness may remediate phonological awareness skills in isolation, average phonological awareness scores alone do not rule out dyslexia. Ongoing phonological processing deficits can be exhibited in word reading and/or spelling.

Flow Chart for Dyslexia Identification and Services

See page 17 of the Dyslexia Handbook

Figure 2.5

Universal Screening and Data Review for Reading Risk



*Testing and screening in accordance with TEC §28.006 and §38.003(a)

Elementary Factors Associated with Dyslexia Checklist

Student: _____ Teacher completing: _____

Checklist: _____

Please indicate how often the student exhibits the following behaviors.

Note: Students in 4th and 5th grades may continue to find the following behaviors problematic.

Second and Third grade	Often	Frequently	Never	IDK
Difficulty recognizing common sight words (e.g., “to,” “said,” “been”).				
Difficulty decoding single words.				
Difficulty recalling the correct sounds for letters and letter patterns in reading. Transposing the order of letters.				
Difficulty connecting speech sounds with appropriate letter or letter combinations and omitting letters in words for spelling (e.g., “after” spelled “eftr”).				
Difficulty reading fluently (e.g., slow, inaccurate, and/or without expression).				
Difficulty decoding unfamiliar words in sentences using knowledge of phonics.				
Reliance on picture clues, story theme, or guessing at words.				
Difficulty with written expression. Makes many spelling mistakes, may do well on weekly spelling tests but has spelling mistakes in daily work, has difficulty putting words on paper, and difficulty proofreading.				
Fourth and Fifth grade	Often	Frequently	Never	IDK
Difficulty reading aloud (e.g., fear of reading aloud in front of classmates).				
Avoidance of reading (e.g., particularly for pleasure)				
Acquisition of less vocabulary due to reduced independent reading.				
Use of less complicated words in writing that are easier to spell than more appropriate words (e.g., “big” instead of “enormous”).				
Reliance on listening rather than reading for comprehension.				
Additional Characteristics	Often	Frequently	Never	IDK
Difficulty naming colors, objects, and letters rapidly, in a sequence.				
Weak memory for lists, directions, or facts				
Needs to see or hear concepts many times to learn them.				
Distracted by visual or auditory stimuli.				
Downward trend in achievement test scores or school performance.				
Inconsistent school work.				
“If only she would try harder,” or “He’s lazy.”				
Relatives may have similar problems				

Factores de Riesgo Comunes Asociados con la Dislexia

Maestro: _____ Estudiante: _____

Por favor indique con qué frecuencia el estudiante exhibe los siguientes comportamientos. Por favor marque el grado escolar del estudiante, así como todos los grados escolares anteriores. Los siguientes comportamientos podrían asociarse con la dislexia si NO tienen relación con la edad, el nivel educativo o habilidades cognitivas de un individuo.

Primero Grade	Siempre	A veces	Nunca	No sé
Dificultad para separar las palabras compuestas o que se separan, por ejemplo, la palabra sacapuntas que se puede separar en “saca” y “puntas”				
Dificultad identificando y manipulando sonidos de en sílabas, por ejemplo la palabra saca se puede separar en sílabas (“sa” “ca”) y en los fonemas: /s/ /a/ /k/				
Dificultad con el aprendizaje de los nombres de las letras y sus sonidos correspondientes (Deben de ser capaces de recitar el alfabeto sin cantarlo. Ellos deben de decir cual letra sigue después de otra sin tener que recitar todo el alfabeto para llegar a esa letra).				
Dificultad para leer palabra comunes o reales por separado (en esta manera no hay texto para descifrar la palabra)				
Dificultad para deletrear palabras de la manera en que suenan				
Segundo y tercer grado	Siempre	A veces	Nunca	No sé
Dificultad para reconocer palabras comunes				
Dificultad para descifrar palabras aisladas/sueltas (leer palabras sueltas por separado)				
Dificultad con la memoria fonológica (guardar información de palabras y sonidos en la memoria)				
Dificultad para conectar los sonidos del lenguaje con la letra apropiada o combinaciones de letras y omitir letras en palabras al deletrear				
Falta de fluidez al leer (lectura lenta, imprecise y dificultosa; leen muy despacio, inexacto o sin expresión, palabra por palabra y con muchos errores)				
Dificultad para descifrar palabras desconocidas en oraciones usando el conocimiento de la fonética				
Utilización del contexto para reconocer una palabra (depende en pistas de fotos, historias o adivinan las palabras cuando leen)				
Dificultad en aspectos de la expresión escrita (puede afectar el proceso, la letra manuscrita, o la ortografía)				
Cuarto y quinto grado	Siempre	A veces	Nunca	No sé
Evita leer en voz alta				
Ocupa un tiempo limitado en actividades de lectura (no le gusta leer; evita leer por entretenimiento o placer)				
Tiene un vocabulario o léxico inadecuado				
Por lo tanto escribe con palabras que puede deletrear o utiliza palabras menos complicadas, más fáciles de escribir				
Dependencia en escuchar más en vez de leer comprender				
Características adicionales de dislexia	Siempre	A veces	Nunca	No sé
Dificultad con la velocidad para nombrar objetos familiares, colores o letras del alfabeto				
Dificultad con la memoria de listas, direcciones o hechos				
Necesita ver o escuchar conceptos muchas veces para aprenderlos				